

# ARC-Funded IDEP Activities Summary of Efforts



*Full ARC Meeting  
May 19, 2014*



Working together, restoring the river

# Summary of Investigations for both Counties: 2010-2013

## PROBLEMS FOUND

- 33 illicit connections
- 9 illicit discharges

## PROBLEMS CORRECTED

- 29 illicit connections
- 1 illicit discharge

## WASTEWATER ELIMINATED

- 2.2 million gallons annually
  - Based on 33 illicit connections



OURS TO PROTECT

*Working together, restoring the river*



# Oakland County IDEP Investigation Summary: 2010-2013

- 19 illicit connections found
  - Type: sanitary
  - 18 corrected
- Costs
  - \$6,900 each to identify (on average)
  - \$75,000 to correct 5 homes on Pearl Street (Farmington Hills)
  - \$10,500 – \$20,000 each to correct 13 homes (Farmington Hills)

|                    |                | ARC \$<br>Spent | Location                       | Results: Illicit connections<br>found/corrected |
|--------------------|----------------|-----------------|--------------------------------|---|
| <b>Oakland Co.</b> | 2010 -<br>2012 | 119,400         | Section 36 in Farmington Hills | 18/17   |
|                    | 2013           | 12,000          | Law Drain - Bloomfield Twp.    | 1/1   |
|                    |                |                 | US 16 – Farmington             | 0 (so far)                                      |
|                    |                |                 | Fracassi – Southfield          | 0 (so far)                                      |
|                    | <b>Total</b>   | <b>131,400</b>  |                                | <b>19/18</b>                                    |

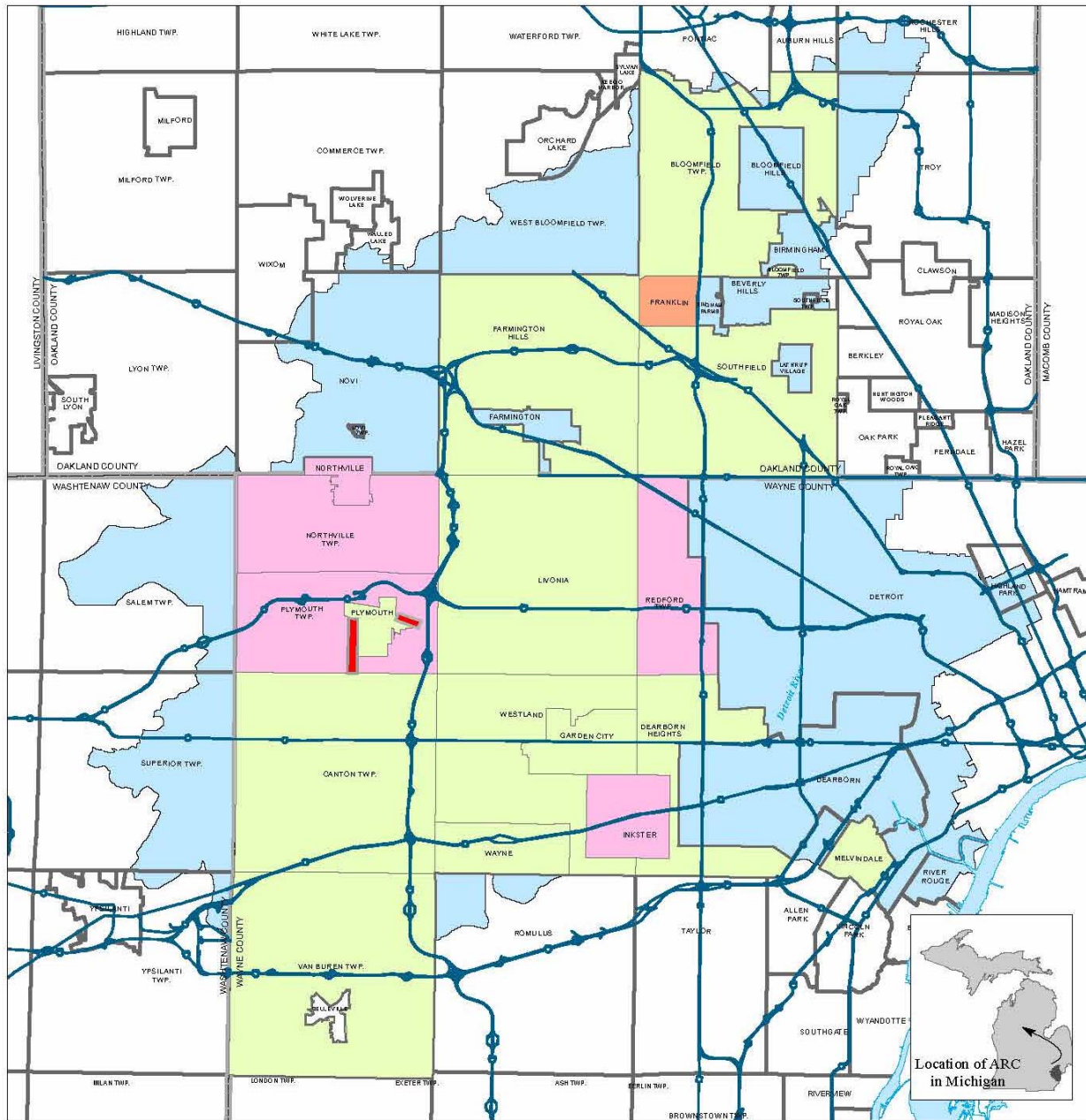
# Wayne County IDEP Investigation Summary: 2010-2013

- 14 illicit connections and 9 illicit discharges found
  - Type: outdoor washing, sinks, mop bucket dumping, floor drains, beverage concentrate, floor washing machine
  - Corrected: 11 IC and 1 ID
  - \$6,400 to identify (on average)










|              |       | ARC \$ Spent | Activities               | Results: Illicit connections (IC) or discharges (ID) found / corrected |
|--------------|-------|--------------|--------------------------|--|
| Wayne County | 2010  | 42,300       | Investigations           | 0  |
|              | 2011  | 41,500       | 52 facilities dye tested | 1 IC   |
|              | 2012  | 41,800       | 49 facilities dye tested | 13 IC and 9 ID   |
|              | 2013  | 22,300       | 17 facilities dye tested | 0 IC   |
|              | Total | 147,900      |                          | 14/11 IC<br>9/1 ID   |



# Extent of Municipal Facility Dye Testing



## LEGEND

-  County boundary
-  Community boundary
-  Rouge River Watershed
-  Municipal Facility Dye Test
-  Alliance of Rouge Communities
-  Areas Selected for Commercial/Industrial Dye Testing Activities
-  Municipal Facility Dye Testing requested
-  Determined not necessary
-  Partial Municipal Facility Dye Testing via other funding sources



# WC Complaint Response

- **WCDPS Environmental Hotline in 2013**
  - 1,454 calls received
  - 39 land/water pollution concerns
  - 8 confirmed illicit discharges
  - Corrections completed or ongoing
  - Referrals made for correction follow-up



# Wayne County IDEP w/all funding sources: 2010-2013

- 35 Illicit Connections found
- 25 Illicit Discharges found
- 30 ID outstanding in 2013

|              |       | # of Facilities<br>Dye Testing | Illicit connections (IC) or<br>discharges (ID) found | Corrections<br>Verified     |
|--------------|-------|--------------------------------|--|-----------------------------|
| Wayne County | 2010  | 149                            | 2 concerns   | 21 IC & 5 ID                |
|              | 2011  | 100                            | 2 concerns<br>1 IC & 11 ID                           | 1 concern<br>3 IC & 1 ID    |
|              | 2012  | 194                            | 4 concerns<br>34 IC & 14 ID                          | 1 concern<br>16 IC & 9 ID   |
|              | 2013  | 47                             | 0 IC   | 22 IC & 1 ID                |
|              | Total |                                | 8 concerns<br>35 IC & 25 ID                          | 2 concerns<br>62 IC & 16 ID |



# CMI Grant Funded IDEP Summary: 2011-2013

- Pernick and Pebble Creek (Farmington Hills, Southfield and Franklin) - \$50,000
- Possible problems
  - 3 failed septic systems (1 likely)
  - Illegal dumping from a RV
  - Pet waste
- Local community follow-up needed to pin point sources or provide educational materials
- Additional investigations necessary



Working together, restoring the river



# IDEP Work Group Tools/Materials

- Tip card for municipal staff
- Pollutant volume and load calculator
- Regional training plan

Contact:  
[ademaria@ectinc.com](mailto:ademaria@ectinc.com)

## What are the Signs of an Illicit Discharge?

### Sanitary Sewer Discharges

#### Observations:

- Sanitary debris
- Staining on pipe
- Soap suds
- Gray or discolored water
- Odors: sewage, rotten eggs or detergents

#### Contact:

IDEP coordinator and/or DPW



### Failed Septic Systems

#### Observations:

- Overgrown or wet patch of grass
- Cheater pipe to ditch
- Soap suds
- Gray or discolored water
- Odors: sewage, rotten eggs or detergents

#### Contact:

Health Department and/or IDEP coordinator



### Illegal Dumping, Spills or Floor Drain Connections

#### Observations:

- Oil sheen
- Stained sediment, rocks or vegetation
- Odor: petroleum, chemical

#### Contact:

IDEP coordinator or MDEQ



### Industrial Discharges

#### Observations:

- Discolored water or vegetation
- Odor: petroleum, chemical

#### Contact:

IDEP coordinator and/or DPW



### Agricultural Runoff, Fertilizers, or Sanitary Sewer Waste

#### Observations:

- Algae growth near drain outlet or in a ditch

#### Contact:

IDEP coordinator, DPW and/or Drain Office



### Soil Erosion from Construction Sites

#### Observations:

- Bare soils or banks with no soil erosion control fencing
- Muddy discharge from an outfall

#### Contact:

Local soil erosion control agency (either the local community or county)



IDEP = Illicit discharge elimination program; DPW = Department of public works/services; MDEQ = Michigan Department of Environmental Quality

1/25/2012

## Important Numbers

### EMERGENCIES

- Police/Fire 911
- MDEQ Pollution Alert System (PEAS) 800-292-4706; 24 hrs

### NON-EMERGENCIES

#### Livingston County:

- Health Department 517-546-9858; 8 am - 5 pm
- Drain Office 517-546-0040; 8 am - 5 pm

#### Macomb County:

- Health Department 586-469-5236; 8 am - 5 pm
- IDEP Hotline 877-679-4337; after 5 pm
- IDEP e-mail [IDEP@macombcountymi.gov](mailto:IDEP@macombcountymi.gov)

#### Oakland County

248-858-0931; 24 hrs

#### St. Clair County

877-504-SWIM (7946); 24 hrs

#### Washtenaw County

734-222-3880; 8 am - 5 pm

#### Wayne County

888-223-2363; 24 hrs

#### Local IDEP Coordinator

\_\_\_\_\_

#### Local

\_\_\_\_\_

#### Soil Erosion Control Agency

\_\_\_\_\_

Developed by the Southeast Michigan Regional IDEP Work Group  
Available for download at <http://www.allianceofrougecommunities.com/CDFA/technical/IDEP%20Tech%20Card%20.pdf>

## How to Spot Illicit Discharges A Tip Card for Municipal Staff



An illicit discharge is any discharge containing polluting material, such as sediment, nutrients, oil and bacteria. These discharges can drain to lakes and streams via storm drains. The communities in Southeast Michigan are required to prevent illicit discharges from entering storm water. You can do your part by notifying the appropriate agency when you spot a potential illicit discharge.

### What to Report?

- Spills and contamination to lakes, rivers and streams
- Suspicious dumping to catch basins or waterways
- Unusual discharges from pipes
- Sewage on the ground or draining to surface water
- Large number of dead fish in waterways
- Falling or leaky septic systems
- Polluted runoff from storage piles or dumpsters to catch basins or waterways
- Sewage, detergent, chemical, petroleum or rotten egg odors
- Soil erosion from construction sites



Working together, restoring the river

# May 2014 Spill Response on Johnson Creek (simplified)

